

REMOVAL

1. REMOVE THESE PARTS:

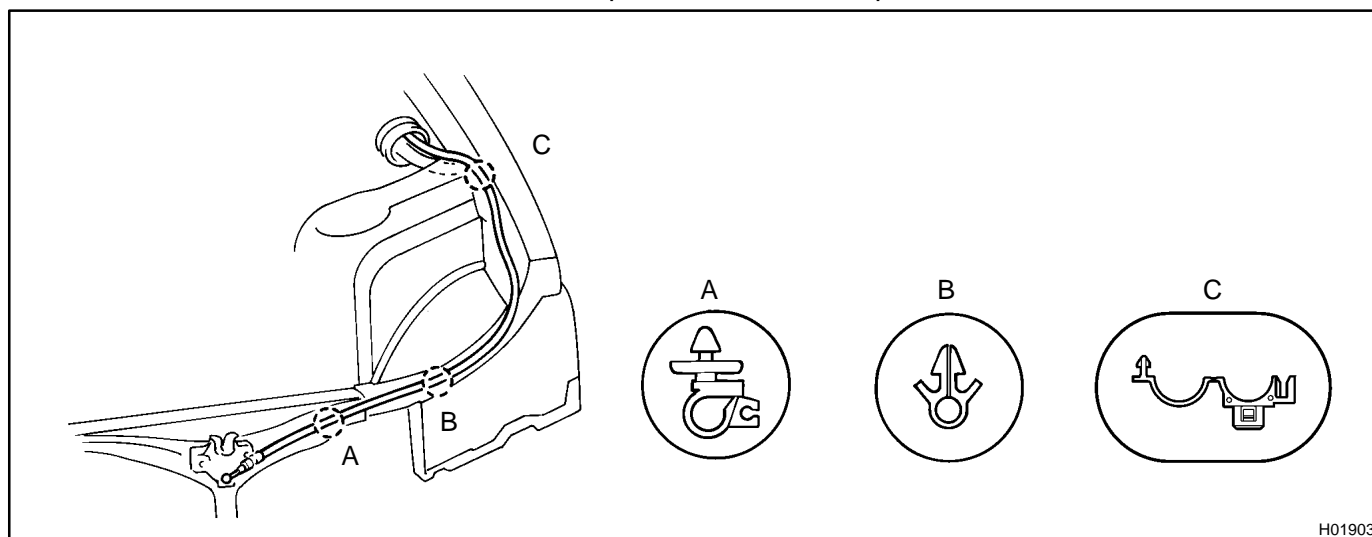
- (a) LH fender liner
- (b) Hood release lever
- (c) Radiator support upper seal
- (d) Hood lock

2. REMOVE HOOD LOCK CONTROL CABLE

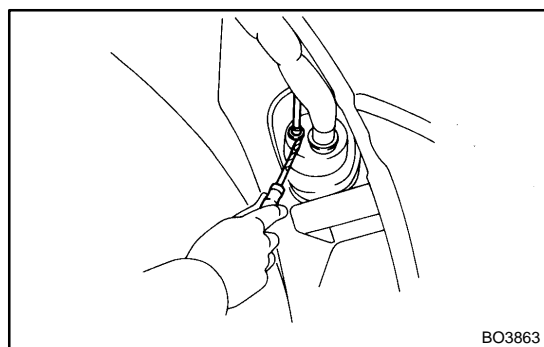
- (a) Using a screwdriver, disconnect the cable from the clamps.

HINT:

Tape the screwdriver tip before use.



H01903

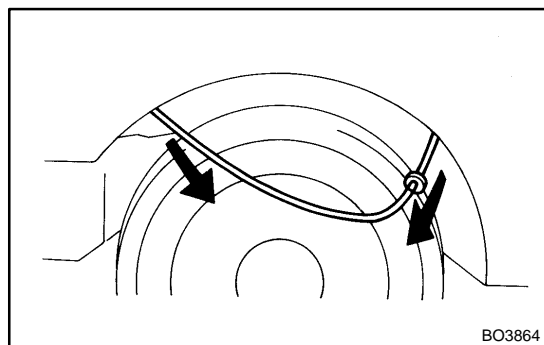


BO3863

- (b) Using a screwdriver, pry out the cable stopper from the grommet.

HINT:

- Tape the screwdriver tip before use.
- Do not damage the grommet with the screwdriver.



BO3864

- (c) Pull the cable from the front wheel housing to remove it.